

2017 中華民國機構與機器原理學術研討會

EasyChair 投稿系統使用指引

目錄

1. 註冊新帳號	1
2. 上傳提交稿件檔案	4
3. 瀏覽上傳的檔案內容	8
4. 修改資訊與更新提交稿件檔案	9

1. 註冊新帳號

- (1) 第一次使用者，請至<https://easychair.org/conferences/?conf=csmmt2017> 註冊新帳號。



EasyChair
The conference system

Help / Log in

Log in to EasyChair for CSMMT 2017

EasyChair uses cookies for user authentication. To use EasyChair, you should **allow your browser to save cookies from easychair.org**.

User name:

Password:

Log in

If you have no EasyChair account, [create an account](#)

Forgot your password? [click here](#)

Problems to log in? [click here](#)


Figure 1-1

- (2) EasyChair會要求您輸入認證碼，輸入完請按「Continue」。

Create an EasyChair Account: Step 1

To use EasyChair, one should first create an account. The procedure for creating an account is the following.

1. You should type the text that you see in the image below and click on "Continue".
2. If you type the text correctly, you will be asked to fill out a simple form with your personal information.
3. After you filled out the form, EasyChair will send you an email with a link that you can use to complete the account creation.

Enter the text you see in the box. Doing so helps us to prevent automated programs from abusing this service. If you cannot read the text, click the reload image  next to the text.



PROPRIETA Global

請輸入圖片中的文字：

reCAPTCHA™

Continue

Figure 1-2

(3) 請填入聯絡人的中文姓、中文名及Email。



Create an EasyChair Account: Step 2

Please fill out the following form. The required fields are marked by (*)

Note that **the most common reason for failing to create an account is an incorrect email address** so please type your email address correctly.

First name* (*):	<input type="text" value="中文名"/>
Last name (*):	<input type="text" value="中文姓"/>
Email address (*):	<input type="text" value="收件Email"/>
Retype email address (*):	<input type="text" value="再次鍵入Email"/>
<input type="button" value="Continue"/>	

* Note: leave first name blank if you do not have one. If you are not sure how to divide your name into the first and last name, [read the Help article about names.](#)

You may also be interested about [our policy for using personal information.](#)

Figure 1–3

(4) 前往您的信箱點選驗證連結（無收到驗證信，請檢查垃圾信匣）。

● **EasyChair** <noreply@easychair.org>
收件者

📎 今天 於 5:36 PM ★

Dear ,

We received a request to create an EasyChair account for you. To create an EasyChair account, please click this link:

<https://easychair.org/account/create.cgi?code=rQUG0P20qmJ76fdFn2m>

Best regards,
EasyChair.

Please do not reply to this email. This email address is used only for sending email so you will not receive a response.

Figure 1–4

- (5) 接著輸入您的基本資料。姓、名及學校請填寫中文。
請注意，User name只能填寫英文，否則會造成無法順利投稿。

Create an EasyChair Account: Last Step

Hello: ! To complete the creation of your account please fill out the following form. You should create the account within 30 minutes, otherwise you will have to fill out this form from scratch.

To use EasyChair, you must agree to its Terms of Service ([view terms](#)), ([download terms](#)).

I agree to EasyChair Terms of Service

Enter your personal data.

First name†:

Last name (*):

Organization (*):

Your personal Web page:

Enter your address.

Phone:

Address, line 1 (*):

Address, line 2:

City (*):

Post code (*):

State (US only) (*):

Country (*):

Enter your account information. Note that user names are case-insensitive

User name chunyije2 is available!

User name (*):


Password (*):

Retype the password (*):


† Note: leave first name blank if you do not have one. If you are not sure how to divide your name into the first and last name, [read the Help article about names](#).
You may also be interested about [our policy for using personal information](#).

Figure 1-5

- (6) 接著頁面顯示帳號已創建。

 [Help](#) / [Log in](#)

Account Created



Your EasyChair account has been created.

To log in for CSMMT 2017 [click here](#).

Figure 1-6

2. 上傳提交稿件檔案

(1) 登入 <https://easychair.org/conferences/?conf=csmmt2017>

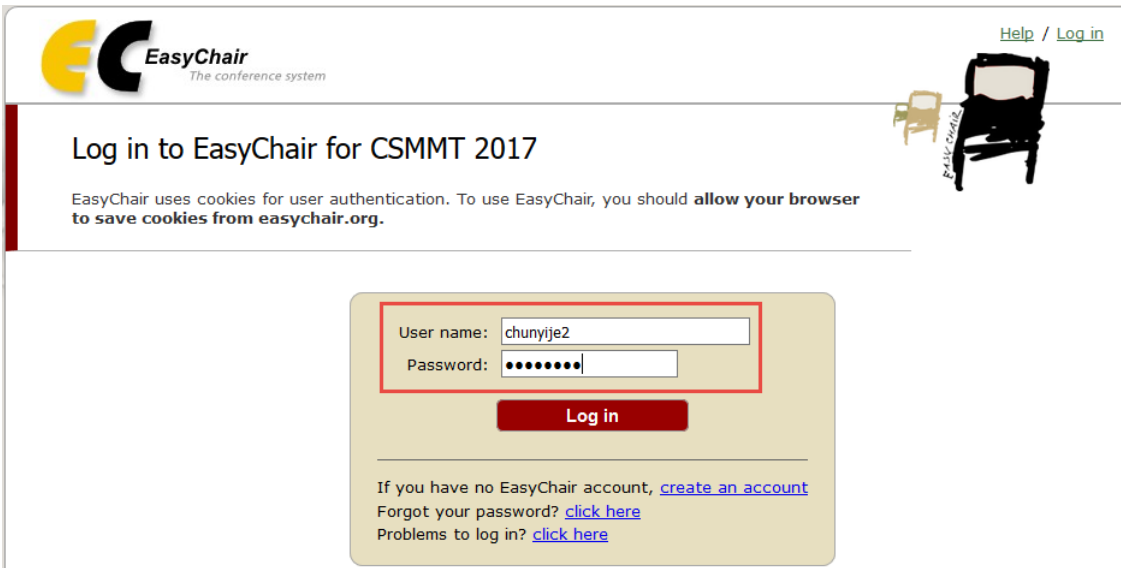


Figure 2-1

(2) 登入投稿系統，點選"enter as an author" 鏈結。

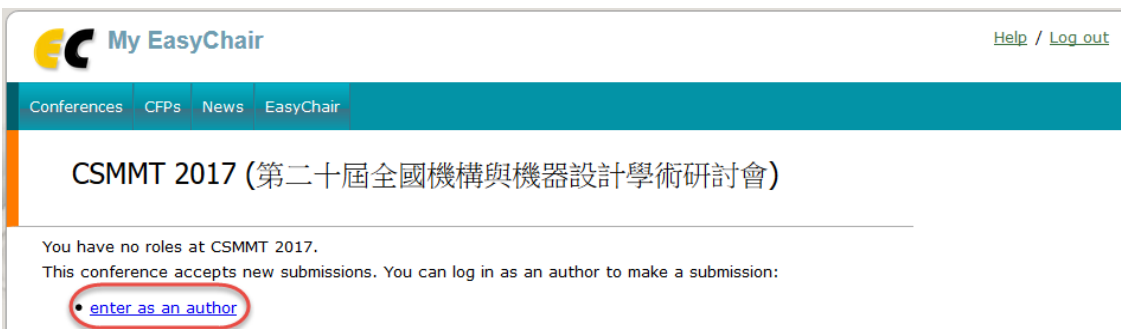


Figure 2-2

(3) 點選「Read CSMMT 2017 submission instructions」可顯示投稿格式規定。

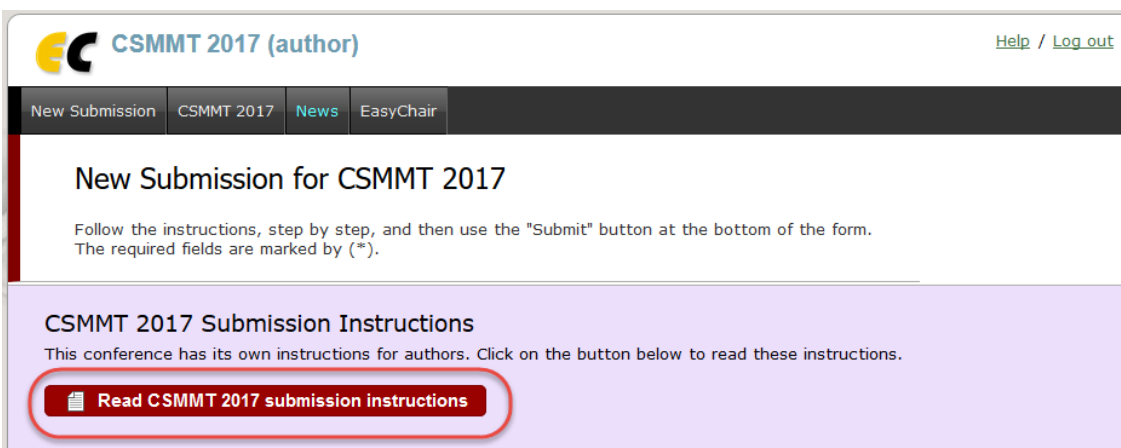


Figure 2-3

(4) 點選「Hide instructions」可關閉投稿格式規定提示訊息窗。



Figure 2-4

(5) 填入作者資訊，並在主要聯絡人對應的作者資訊下方勾選通訊作者 (Corresponding author)。

Author Information
For each of the authors please fill out the form below. Some items on the form are explained here:

- **Email address** will only be used for communication with the authors. It will not appear in public Web pages of this conference. The email address can be omitted for authors who are not corresponding. These authors will also have no access to the submission page.
- **Web page** can be used on the conference Web pages, for example, for making the program. It should be a Web page of the author, not the Web page of her or his organization.
- Each author marked as a **corresponding author** will receive email messages from the system about this submission. There must be at least one corresponding author.

Author 1 ([click here to add yourself](#)) ([click here to add an associate](#))

First name[†] (*):

Last name (*):

Email (*):

Country (*):

Organization (*):

Web page:

corresponding author

Author 2 ([click here to add yourself](#)) ([click here to add an associate](#))

First name[†] (*):

Last name (*):

Email (*):

Country (*):

Organization (*):

Web page:

corresponding author

Figure 2-5

(6) 填入您的論文名稱、摘要及關鍵字。

[Click here to add more authors](#)

† Note: leave first name blank if there is no first name. If you are not sure how to divide a name into the first and last name, [read the Help article about names.](#)

Title and Abstract

The title and the abstract should be entered as plain text, they should not contain HTML elements.

Title (*): 論文名稱

Abstract (*): 論文摘要

Keywords

Type a list of keywords (also known as key phrases or key terms), **one per line** to characterize your submission. You should specify at least three keywords.

Keywords (*): 論文關鍵字
*一組關鍵字獨立一行
*至少三組關鍵字

Topics

Figure 2-6

(7) 選擇您要投稿的主題類別 (Select Track)。

Topics

Please select topics relevant to your submission from the following list.

<input type="checkbox"/> A. 機構與機器概念設計	<input type="checkbox"/> B. 連桿機構及生物機構學
<input type="checkbox"/> C. 凸輪及齒輪傳動機構	<input type="checkbox"/> D. 產品設計及設計理論
<input type="checkbox"/> E. 機器與機構工程教育	<input type="checkbox"/> F. 機器振動及動力學
<input type="checkbox"/> G. 機器自動化	<input type="checkbox"/> H. 電腦輔助設計與製圖
<input type="checkbox"/> I. 機構與機器控制	<input type="checkbox"/> J. 微機構與微機器
<input type="checkbox"/> K. 磨潤設計及應用	<input type="checkbox"/> L. 半導體製程及應用
<input type="checkbox"/> M. 醫療設備及輔具設計	<input type="checkbox"/> N. 精密量測
<input type="checkbox"/> O. 光電與半導體產業設備設計	<input type="checkbox"/> P. 智慧機械
<input type="checkbox"/> Q. 其它	

Figure 2-7

(8) 上傳您的Word及PDF格式的研討會論文全文與中英文摘要檔案。

O. 光電與半導體產業設備設計 P. 智慧機械
 Q. 其它

Uploads

The following part of the submission form was added by CSMMT 2017. It has neither been checked nor endorsed by EasyChair

Word document format full paper. Upload your Word document format full paper file.
The full paper files must be in both Word document (file extension .doc) and PDF format (file extension .pdf).
瀏覽... Submission Test_full-C.doc

PDF format full paper. Upload your PDF format full paper file.
The full paper files must be in both Word document (file extension .doc) and PDF format (file extension .pdf).
瀏覽... Submission Test_full-C.pdf

Word document format abstract. Upload your one page Word document format abstract file.
The one page abstract files must be in both Word document (file extension .doc) and PDF format (file extension .pdf).
瀏覽... Submission Test_abstract_C E.doc

PDF format abstract. Upload your one page PDF format abstract file.
The one page abstract files must be in both Word document (file extension .doc) and PDF format (file extension .pdf).
瀏覽... Submission Test_abstract_C E.pdf

Ready?
If you filled out the form, press the 'Submit' button below. **Do not press the button twice: uploading may take time!**

Submit

Copyright © 2002–2017 EasyChair

Figure 2–8

(9) 投稿完成後，即可看見您的【投稿順序】。

CSMMT 2017 (author) [Help / Log out](#)

New Submission Submission 2 CSMMT 2017 News EasyChair

CSMMT 2017 Submission 2

[Update information](#)
[Update authors](#)
[Update files](#)

The submission has been saved!

Paper 2

Title:	Submission Test
Word document format paper:	1
PDF format paper:	2
PDF format abstract:	4
Word document format abstract:	3
Author keywords:	Submission test Submission test for abstract files Submission test for full paper file
Topics:	Q. 其它
Abstract:	Submission test
Time:	Aug 16, 14:17 GMT

Authors

first name	last name	email	country	organization	Web page	corresponding?
Yeong-Lin	Lai	yllai@cc.ncue.edu.tw	Taiwan	Department of Mechatronics Engineering, National Changhua University of Education		✓
Chun-Yi	Zheng	chunyiye@yahoo.com.tw	Taiwan	Department of Mechatronics Engineering, National Changhua University of Education		

Copyright © 2002–2017 EasyChair

Figure 2–9

3. 瀏覽上傳的檔案內容

(1) 欲瀏覽上傳的檔案內容，可點選對應的檔案圖示，即可下載瀏覽。

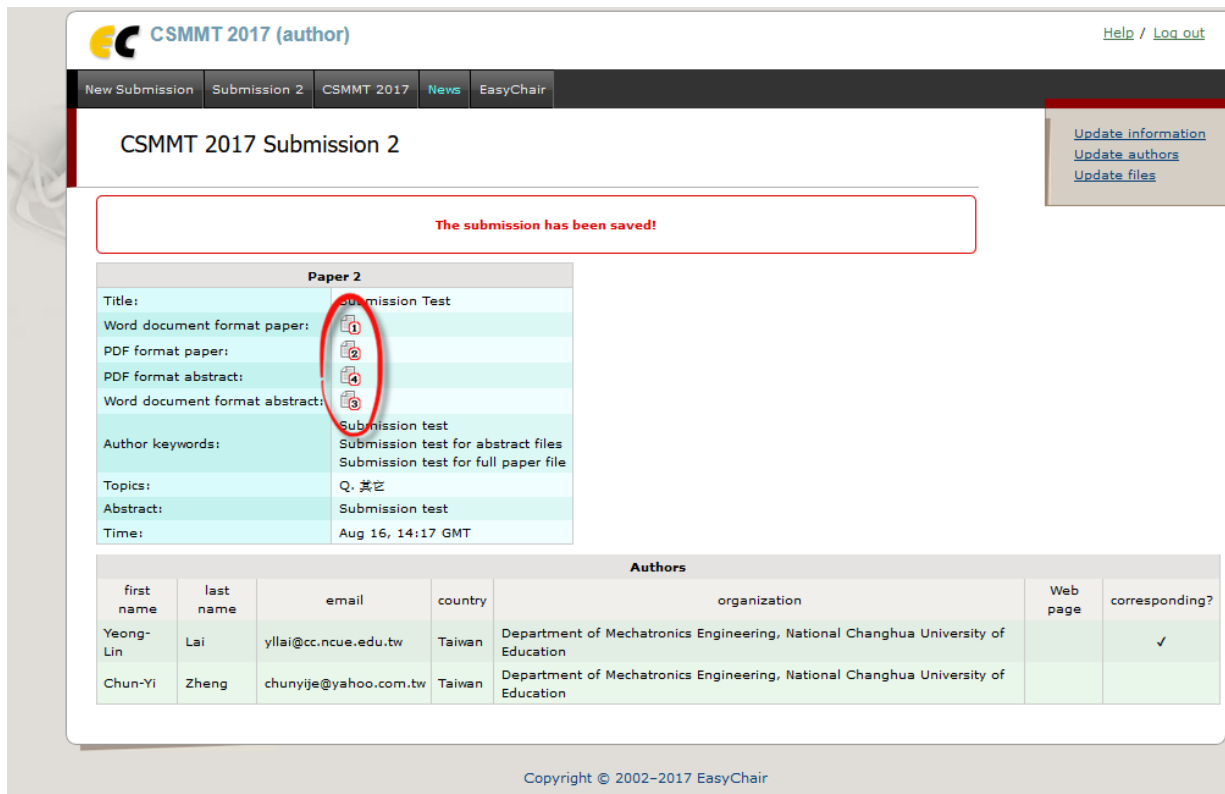


Figure 3-1

(2) 或登入帳號，點選“author”後，在如下顯示的頁面點選對應的檔案圖示，即可下載瀏覽。

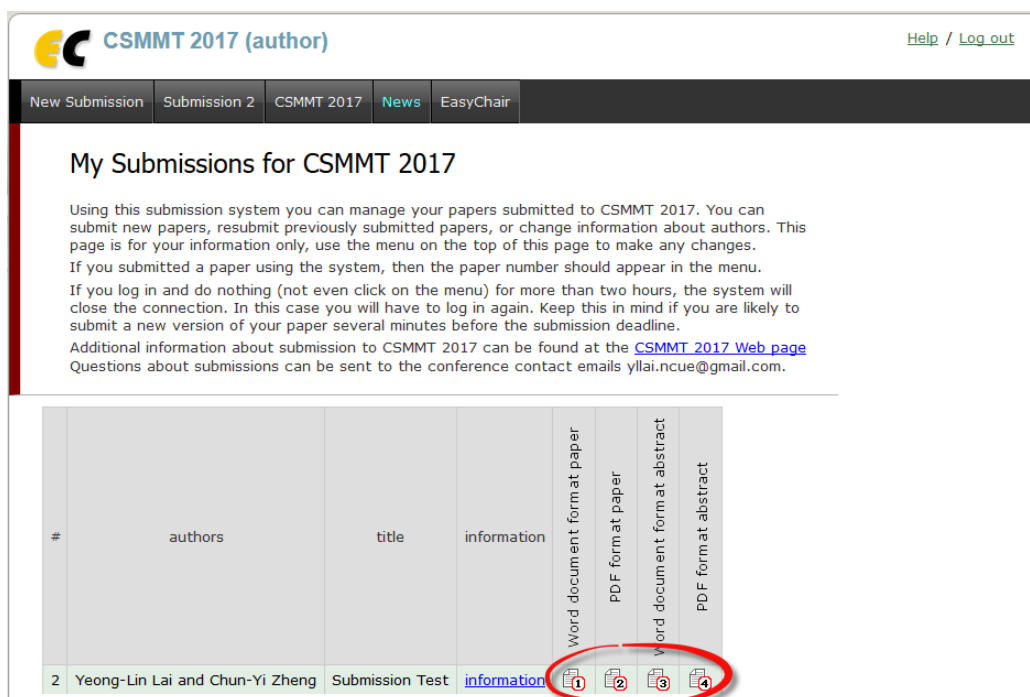


Figure 3-2

4. 修改資訊與更新提交稿件檔案

(1) 登入帳號，點選 “author” 後，可開啟如下Figure 4-1頁面，欲修改內容或資訊，請點選您的論文編號對應的 “information” 鏈結。

CSMMT 2017 (author) [Help / Log out](#)

New Submission Submission 2 CSMMT 2017 News EasyChair

My Submissions for CSMMT 2017

Using this submission system you can manage your papers submitted to CSMMT 2017. You can submit new papers, resubmit previously submitted papers, or change information about authors. This page is for your information only, use the menu on the top of this page to make any changes. If you submitted a paper using the system, then the paper number should appear in the menu. If you log in and do nothing (not even click on the menu) for more than two hours, the system will close the connection. In this case you will have to log in again. Keep this in mind if you are likely to submit a new version of your paper several minutes before the submission deadline. Additional information about submission to CSMMT 2017 can be found at the [CSMMT 2017 Web page](#). Questions about submissions can be sent to the conference contact emails yllai.ncue@gmail.com.

#	authors	title	information	Word document format paper	PDF format paper	Word document format abstract	PDF format abstract
2	Yeong-Lin Lai and Chun-Yi Zheng	Submission Test	information	1	2	3	4

Figure 4-1

(2) 點選如Figure 4-1頁面“information” 鏈結後，可開啟如下Figure 4-2頁面，可在Figure 4-2頁面的右上角看見修改選項鏈結。

CSMMT 2017 (author) [Help / Log out](#)

New Submission Submission 2 CSMMT 2017 News EasyChair

CSMMT 2017 Submission 2

If you want to **change any information** about your paper, use links in the upper right corner. For all questions related to processing your submission you should contact the conference organizers. [Click here to see information about this conference.](#)

[Update information](#)
[Update authors](#)
[Update files](#)
[Withdraw](#)

Paper 2	
Title:	Submission Test
Word document format paper:	1
PDF format abstract:	4

Figure 4-2

(3) 點選如Figure 4–2右上角之 “Update information” 鏈結後，可開啟如下頁面做論文名稱、摘要、關鍵字、主題類別等資訊更新修改。

The screenshot shows the 'Update CSMMT 2017 Submission 2' page. At the top, there is a navigation bar with 'New Submission', 'Submission 2', 'CSMMT 2017', 'News', and 'EasyChair'. The main content area has a title 'Update CSMMT 2017 Submission 2' and a sub-instruction: 'To update information about the submission, fill out the following form and press the "Update Information" button.' The form includes:

- Title (*):** A text input field containing 'Submission Test'.
- Abstract (*):** A large text area containing 'Submission test'.
- Keywords (*):** A text area containing 'Submission test', 'Submission test for abstract files', and 'Submission test for full paper file'.
- Topics (*):** A list of 16 topics with checkboxes. Topic Q, '其它' (Others), is selected.

 At the bottom left of the form is a red 'Update Information' button. At the top right of the page is a 'Help / Log out' link.

Figure 4–3

(4) 點選如Figure 4–2右上角之 “Update authors” 鏈結後，可開啟如下頁面做論文作者新增、作者排序、作者資訊...等更新修改。

EC CSMMT 2017 (author) [Help](#) / [Log out](#)

[New Submission](#) [Submission 2](#) [CSMMT 2017](#) [News](#) [EasyChair](#)

Author Information for CSMMT 2017 Submission 2

Using this page you can update information about any author, add new authors or delete an existing author. The use of some fields is explained below.

- **Email** addresses below will only be used for communication, with the authors. They will not appear in public Web pages of this conference.
- **Web page** can be used in the conference Web pages, for example, for producing the program using the EasyChair Smart Program.
- Every author marked as a **corresponding author** will receive email messages from the system. There must be at least one corresponding author.

[Add new author](#)
[Reorder authors](#)

[Update submission information](#)

To **update** any information click on the table cell containing this information.

First name	Last name	Email	Country	Organization	Web page	corresponding	delete?
Yeong-Lin	Lai	yllai@cc.ncue.edu.tw	Taiwan	Department of Mechatronics Engineering, National Changhua University of Education		yes	✘
Chun-Yi	Zheng	chunyije@yahoo.com.tw	Taiwan	Department of Mechatronics Engineering, National Changhua University of Education		no	

Figure 4–4

(5) 點選如Figure 4–2右上角之 “Update files” 鏈結後，可開啟如下頁面做上傳更新提交論文全文、中英文摘要檔案。

EC CSMMT 2017 (author) Help / Log out

New Submission | Submission 2 | CSMMT 2017 | News | EasyChair

Update Files for Submission 2

Use the form below to **upload or update** files for your submission.
To **delete** a file, use the rightmost column.

File	Admissible file extensions	Current version	Delete
<p>Word document format full paper. Upload your Word document format full paper file. The full paper files must be in both Word document (file extension .doc) and PDF format (file extension .pdf). 瀏覽... 未選擇檔案。</p>	Word document (extension .doc)	1	X
<p>PDF format full paper. Upload your PDF format full paper file. The full paper files must be in both Word document (file extension .doc) and PDF format (file extension .pdf). 瀏覽... 未選擇檔案。</p>	PDF (extension .pdf)	2	X
<p>Word document format abstract. Upload your one page Word document format abstract file. The one page abstract files must be in both Word document (file extension .doc) and PDF format (file extension .pdf). 瀏覽... 未選擇檔案。</p>	Word document (extension .doc)	3	X
<p>PDF format abstract. Upload your one page PDF format abstract file. The one page abstract files must be in both Word document (file extension .doc) and PDF format (file extension .pdf). 瀏覽... 未選擇檔案。</p>	PDF (extension .pdf)	4	X

Submit

Figure 4–5